




WELCOME, FRIEND

FCS Summer Camp Weekly Newsletter



Dear Camp Families,

We are proud to have completed our inaugural summer as FCS Camp Administrators with everyone in our community this year.

This summer was not without its challenges, but they made the camp experience all the more incredible and rewarding. I cannot express enough that our camp could not have been made possible without the extensive support from our teachers, assistant counselors, school administrators, health professionals, campers, and you!

We entered the summer hopeful and mindful of planning for the unexpected. We thank you for your understanding, flexibility, and willingness to learn and do new things.

Our goal since day one was to provide a space where kids can be kids safely and healthily.

We believe that we've achieved that goal and beyond. Thank you for a great summer and we will see you next year!

IN THIS ISSUE

CAMP ADMINISTRATORS' MESSAGE TO THE COMMUNITY

A LOOK INSIDE OUR SUMMER CAMP PROGRAMS

CAMP ACTIVITIES YOU CAN TRY AT HOME!

THIS WEEK'S PHOTO GALLERY

SPECIAL EDITION EXTRAS

ACTIVITY PAGES!

Written by Support Staff
Produced by Danielle Probst



10A1 - Shipwrecked!

Led by: Lindsay Bearden

Assisted by: Taylor Washington

Little Explorers spent this week as sailors of the seven seas. We learned about sailors and got to do plenty of nautical-themed crafts like popsicle stick flags, spoon pirates, and telescopes.

The highlight this week was turning FCS into FCS Island for a real-life treasure hunt! Our pirate friends got the chance to explore the school while searching for clues to find a map that led them to a real hidden treasure!

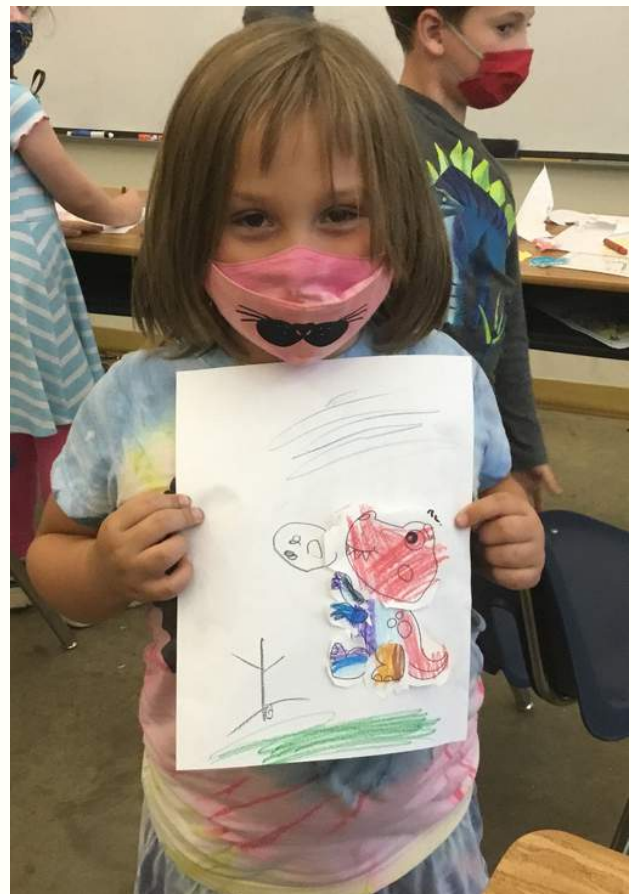
10B1 - Prehistoric Adventures

Led by: Crystal Robinson

Assisted by: Julian Craig

We took a look into the world of prehistoric dinosaurs. We learned about fossil discovery and the process of piecing together prehistoric clues.

We had to dig for puzzle pieces and then decide which puzzle it belonged to so that we could put it together. We also made lots of great art featuring our favorite dinosaurs. Some of our projects included drawings, fossils, and excavating our very own dinosaur eggs!



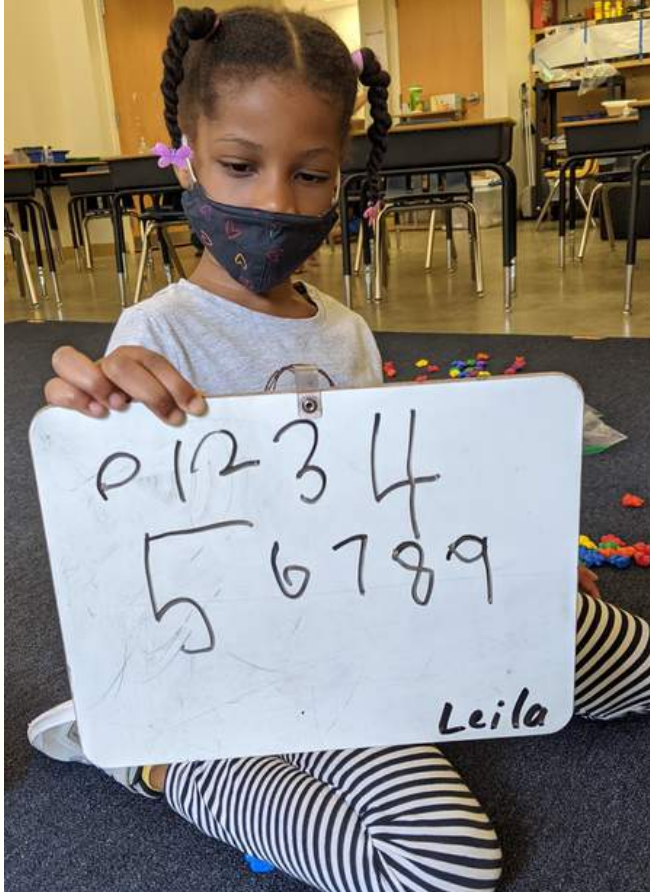

10B2 - The World of Eric Carle

Led by: Franny Ashcraft

Assisted by: Hayley Craig

This week we explored the colorful world of Eric Carle, the well-loved children's author and illustrator. We read the books, watched a short video of Carle in his studio, and then created artwork inspired by his stories and illustrations.

Our class projects revolved around making artwork including caterpillars, spiders, clouds, butterflies, ladybugs, and all the other animals that he drew.



10B3 - Rising K

Led by: Van Nguyen

Assisted by: Samantha McKay

This week was all about preparing for everyday life in a kindergarten class. Our goals were to practice independence, routines, and stamina!

We started off each day with a class recess, even if the slide was a little wet sometimes. Our learning time included math, reading, and writing stations which inspired learning through play and exploration.

There are so many fun things to do and Choice Time was the best time to explore them.

Most of all, we learned to love and be kind to our classmates that we will see this fall.



10C1 - Summer Blossoms

Led by: Jadyn Brick

Assisted by: Jessica Anderson

This popular camp session continued the project begun by the Middle School campers in Session 7, which was to revitalize the entrance garden area. We helped mulch the newly planted flowers whenever it wasn't raining.

We also helped refresh the Westchester Community Little Free Library. We stained and coated the book house before it was returned to its home near the bus stop.

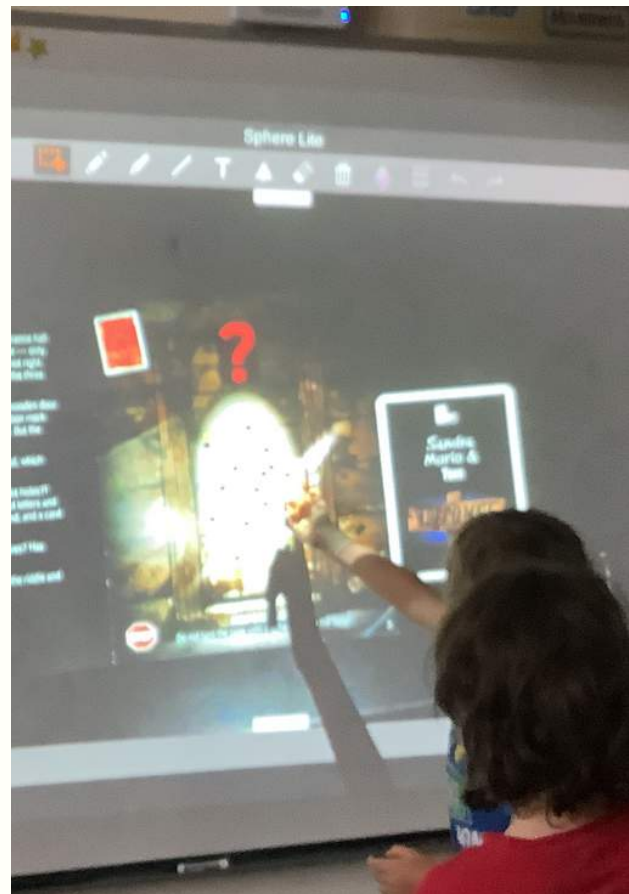
10C2 - Escape Rooms & Puzzles

Led by: Sydney Harrington

Assisted by: Nicholas Lugo & CIT Drake

Puzzles of all kinds were tried and solved at times with great effort, but we persevered. The Star Wars puzzle was especially hard with unusually sneaky shapes.

Escape room games made for some exciting moments and we went around the campus solving cryptograms with each solution giving directions to the next station.



Try this @Home!



DIY Treasure Hunt

FCS Treasure Map illustrated by Amanda Reed, friend of Lindsay Bearden.

Using items found around the house, you can create the best treasure hunt you can imagine. Start with paper, tape, and something to color with- design some clue cards and start hiding them around the house. Your first card should point you to the second, the second to the third, and so on until the last clue points to a treasure you hide. The treasure can be as large or as small as you'd like. Grab some friends or siblings to go on the adventure with you!

Clay Fossils

You can make your very own fossils using clay, items found in nature, and toy dinosaurs if you have them!

Press your clay into a shape resembling a flat rock and lightly press leaves, twigs, and/or toys into it. Remove the items to leave an impression and leave the clay fossils in a sunny place to dry!



Try this @Home!



Animal Puppets

Small paper bags or lone socks are great materials for building puppets. Gather some markers or paint for color. Add some texture with curled-up paper, ribbon, or cotton balls then add some eyes using buttons, knotted yarn, or glued on sequins.

Wait for all your glue to dry, then slip your hand inside. In a paper bag, you will find the mouth of your puppet at the bag fold. Make a mouth by placing your hand in the sock to open and close your fist to make your puppet "talk" or sing or roar!

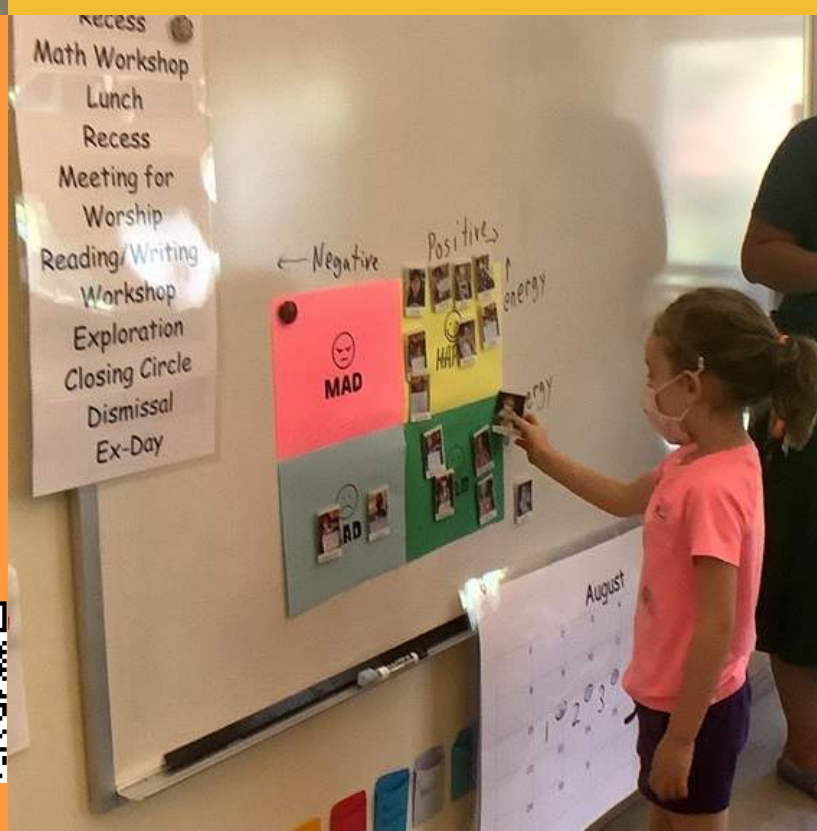
Get Ready for School!

What does it really mean to be ready for school? Does it simply involve finding everything on the supply list and coordinating schedules? Yes, and having the right mindset.

To be inquisitive, to be willing to share and to view challenges as learning experiences are all important to remember when returning to back to school mode. For young children moving up into kindergarten, learning how to manage feelings is an important skill, and our Rising K campers practiced that this week with their very own Feelings Chart!



[Link to Feelings Chart](#)



Try this @Home!



Build a Free Library

Have you seen a Free Library in your neighborhood? You can easily and inexpensively create your own using scrap wood, nails, plexiglass and a post.

At the [Little Free Library website](https://www.littlefreelibrary.com/), you can find more ideas and information. They also sell kits for the libraries, but many more people have repurposed old cabinets, mailboxes and even the casing of an old wood burning stove to create welcoming little cupboards for the books.

Ask friends for book donations and choose one or two friends to act as library stewards to help take care and maintain it.




DIY Cipher

Have you ever wanted to write a message in secret code? Now you can!

Start with the entire alphabet written out in a line, next choose a number between 1 and 25 as your “rotation” amount. Once you’ve chosen your amount, count that many spaces from ‘A’ and rewrite the alphabet under your original line for example, if you chose 5, ‘A’ will be under ‘F’). Now you have your cipher text! Using the example cipher, can you figure out this message? “Cvqz v bmzvo nphhzm!”

A	B	C	D	E	F	G	H	I	J	K	L	M	N	O	P	Q	R	S	T	U	V	W	X	Y	Z
v	w	x	y	z	a	b	c	d	e	f	g	h	i	j	k	l	m	n	o	p	q	r	s	t	u

Answer: Have a great summer!






Danielle and Van hanging out one last time with Mr. Microphone the Loudspeaker

Aloha!

Additional thanks to:
Magdalena Duhagon (Office Manager)
Sheldon Henry (Director of Technology)
Dan Miller (Facilities Manager)
Irma Guillén (Daytime Custodian)
Vereen Smith (School Nurse)



Nurse Vereen joined us just in time for the last week of camp!




AUGUST 16-20, 2021

SESSION 10

- Session 01
 - Hi! (English)
- Session 02
 - Hola! (Spanish)
- Session 03
 - こんにちは! (Japanese)
 - konnichi wa
- Session 04
 - Jambo! (Swahili)
- Session 05
 - Shalom! (Hebrew)
- Session 06
 - اَلسَّلَامُ عَلَیْكُمْ! (Arabic)
 - As-salamu alaykum
- Session 07
 - Ciamar a tha thu? (Scottish Gaelic)
- Session 08
 - 你好! (Mandarin Chinese)
 - nǐ hǎo
- Session 09
 - Namaste. (Sanskrit)
- Session 10
 - Aloha! (Hawaiian)
 - Hello and Goodbye

Our Greetings
this Summer!





Kim



Julian




NICK

Our Support Staff this week:

- Gillian Rosenzweig-Stein
- Hayley Craig
- Julian Craig
- Kim Lugo
- Nicholas Lugo
- Samantha McKay



*Our amazing
2021 Staff!*



Lead
Teachers



Christie Ray
Courtney Hughes
Danielle Martin
Julia Park
Franny Ashcraft
Jacob Tuthill



Jadyn Brick
Jennie Claiborne
Johari Frazier
Margie Strohecker
Maria Galeano

Patricia Soumoff
Sandra Haw
Sydney Harrington
Tess Ross Callahan
Vineyard App Camp
(Heinner & Steffen)

Assistant
Counselors

*Our amazing
2021 Staff!*



Alex Andrews
Han Pham
Hayley Craig
Jessica Anderson
Julian Craig
Kim Lugo
Lauren Hill
Nick Lugo
Nyila Johnson
Taylor Washington



Dual Roles:
Lead Teachers &
Assistant Counselors

*Our amazing
2021 Staff!*



- Camille Samuels
- Crystal Robinson
- Gillian Rosenzweig-Stein
- Jazlyn Olivera
- Lindsay Bearden
- Mark Evans
- Samantha McKay

Spot the Difference!



Session 10 Word Search

O	S	N	L	D	P	I	R	A	T	E	C	Y	Y	N	V	M	C
F	A	C	D	I	N	O	S	A	U	R	H	U	P	Z	F	Q	A
R	E	L	I	B	R	A	R	Y	T	P	K	M	I	Y	S	R	T
P	D	E	T	S	O	Q	W	U	J	R	F	C	S	O	S	C	E
K	U	E	L	R	U	G	U	T	F	Q	E	K	P	B	L	F	R
D	O	T	G	I	O	N	V	Q	N	O	O	A	B	C	O	Q	P
N	I	V	Q	W	N	U	J	M	K	F	S	T	S	I	C	Q	I
A	K	I	E	R	Z	G	T	T	U	D	U	S	P	U	K	J	L
C	O	L	L	A	G	E	S	I	M	L	W	N	I	C	R	V	L
P	U	Z	Z	L	E	S	Y	K	N	G	C	R	A	L	W	E	A
A	H	O	K	O	W	X	J	Q	A	E	G	H	W	C	E	I	R
Q	G	G	X	E	H	N	O	U	E	M	U	W	I	I	K	A	Q

Find the following words in the puzzle.
Words are hidden → ↓ and ↘ .

CATERPILLAR
COLLAGE
DINOSAUR
FCS
FEELINGS

FOSSIL
FUN
LIBRARY
LOCK
MULCH

PIRATE
PUZZLES
ROUTINE
TREASURE

Click here for a video slideshow!

FCS Summer Camp
SESSION 10 VIDEO SLIDESHOW

See you next summer!

